

Scaled data based on original data using
LM-79-08 Approved Method: Electrical and Photometric Measurements of Solid-
State Lighting Products

Test Report Prepared for
Cooper Lighting Solutions
(formerly Eaton)

Brand: McGRAW-EDISON

Report Number: P200055

Luminaire Tested: **GWC-AF-01-LED-E1-T4W-7030**

Issue Date: 3/3/2020

Test Information

Test Method: LM-79-08
Report Number: P200055
TEST IS SCALED FROM IESNA LM-79-08 TEST DATA (P24147)
Test Lab: INNOVATION CENTER P2
Issue Date: 3/3/2020
Manufacturer: COOPER LIGHTING SOLUTIONS (FORMERLY EATON)
Product Line: MCGRAW-EDISON
Catalog Number: GWC-AF-01-LED-E1-T4W-7030
Description: GALLEON WALL LUMINAIRE
(1) 70 CRI, 3000K, 1050mA LIGHTSQUARE WITH 16 LEDS EACH AND TYPE IV WIDE OPTICS
Light Source: -
Ballast/Driver: ELECTRONIC DRIVER

Summary

Lumens per Lamp: N/A
Luminaire Lumens: 6105.4 lumens
Efficiency: N/A
Efficacy: 103.5 lumens/watt
Luminous Opening: Rectangular (W 0.5' x L: 0.5' x H: 0')
IES Classification: Type IV - Short - Semi-Cutoff
BUG Rating: B1 - U0 - G2

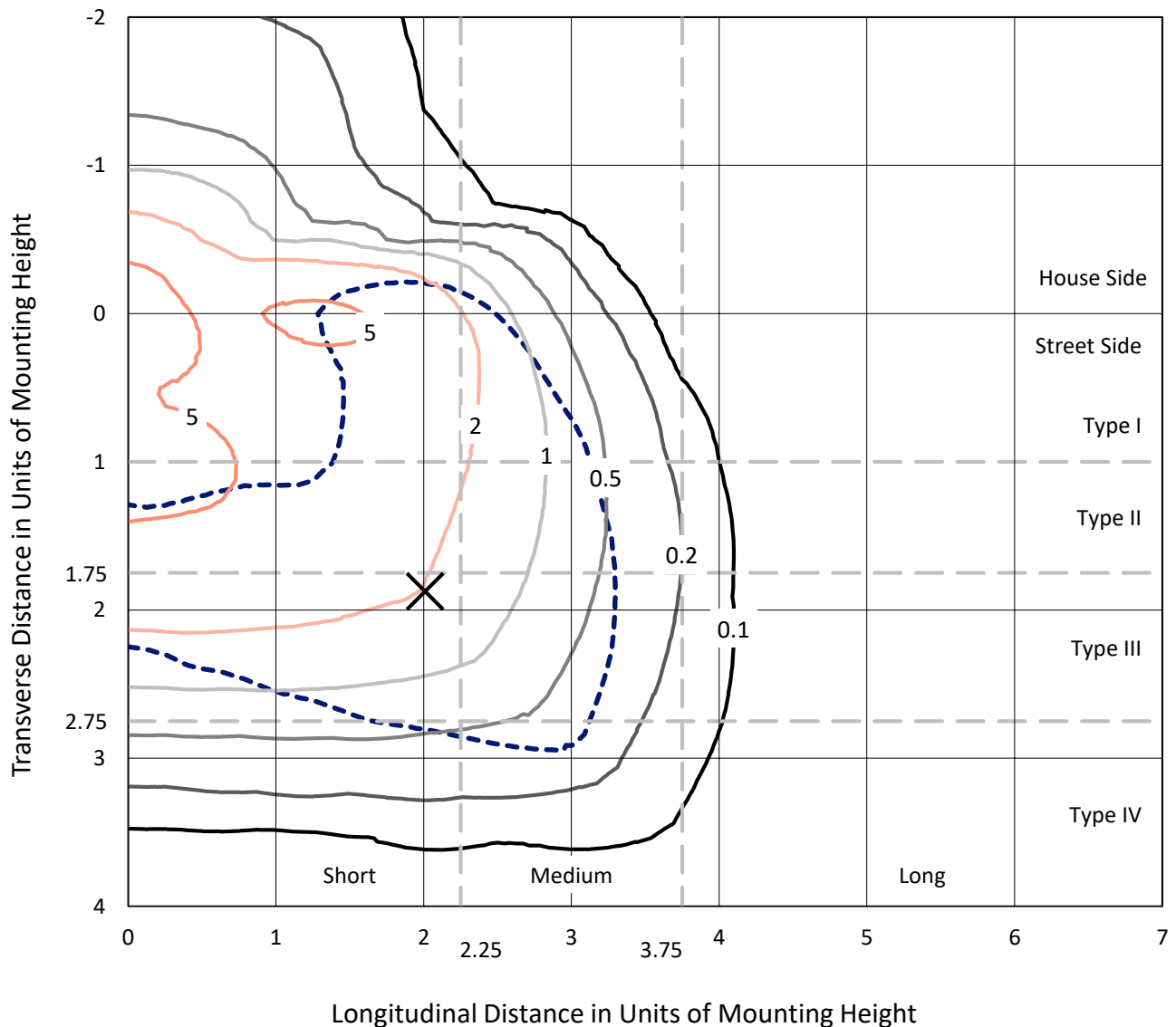
Input Watts (W): 59
Input Voltage (V): NR
Input Current (Ain): NR
Voltage Rise (V): NR
Power Factor: NR
Total Harmonic Distortion (THDi): NR
Frequency (hertz): 60
Stabilization Time: NR
Operation Time: NR
Ambient Temperature (°C): NR
Test Distance: 25 FT



REPORT NUMBER: P200055
 CATALOG NUMBER: GWC-AF-01-LED-E1-T4W-7030

Iso-Footcandle Lines of Horizontal Illumination

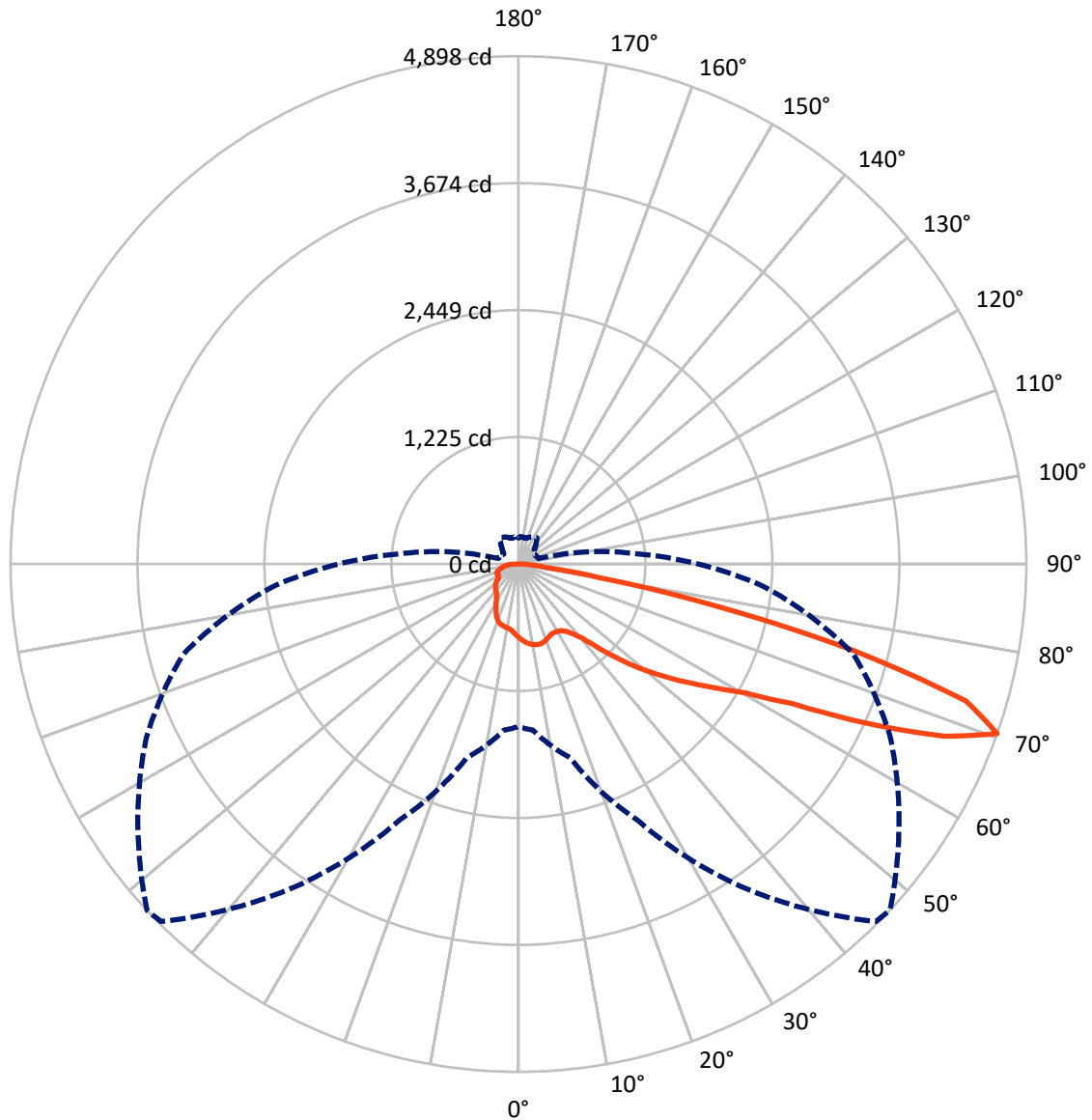
✕ Max cd
 - - - 1/2 Max cd



Based on 10 foot mounting height. Maximum calculated value = 8.2 fc
 Type IV - Short - Semi-Cutoff

REPORT NUMBER: P200055
CATALOG NUMBER: GWC-AF-01-LED-E1-T4W-7030

Luminous Intensity Polar Plot



— Vertical Plane Through 47-Deg Lateral - - - Horizontal Cone Through 70-Deg Vertical

REPORT NUMBER: P200055

CATALOG NUMBER: GWC-AF-01-LED-E1-T4W-7030

FLUX DISTRIBUTION:

		Downward	Upward	Total
House Side	Lumens	1273.7	0.0	1273.7
	% Fixture	20.9	0.0	20.9
Street Side	Lumens	4831.7	0.0	4831.7
	% Fixture	79.1	0.0	79.1
Total	Lumens	6105.4	0.0	6105.4
	% Fixture	100.0	0.0	100.0

Coefficient of Utilization

ZONAL LUMENS:

Zone	Lumens	% Fixture
0°-10°	67.9	1.1
10°-20°	199.1	3.3
20°-30°	294.1	4.8
30°-40°	427.4	7.0
40°-50°	769.2	12.6
50°-60°	1332.6	21.8
60°-70°	1902.0	31.2
70°-80°	976.4	16.0
80°-90°	136.7	2.2
90°-100°	0.0	0.0
100°-110°	0.0	0.0
110°-120°	0.0	0.0
120°-130°	0.0	0.0
130°-140°	0.0	0.0
140°-150°	0.0	0.0
150°-160°	0.0	0.0
160°-170°	0.0	0.0
170°-180°	0.0	0.0
0°-90°	6105.4	100.0
0°-180°	6105.4	100.0



REPORT NUMBER: P200055

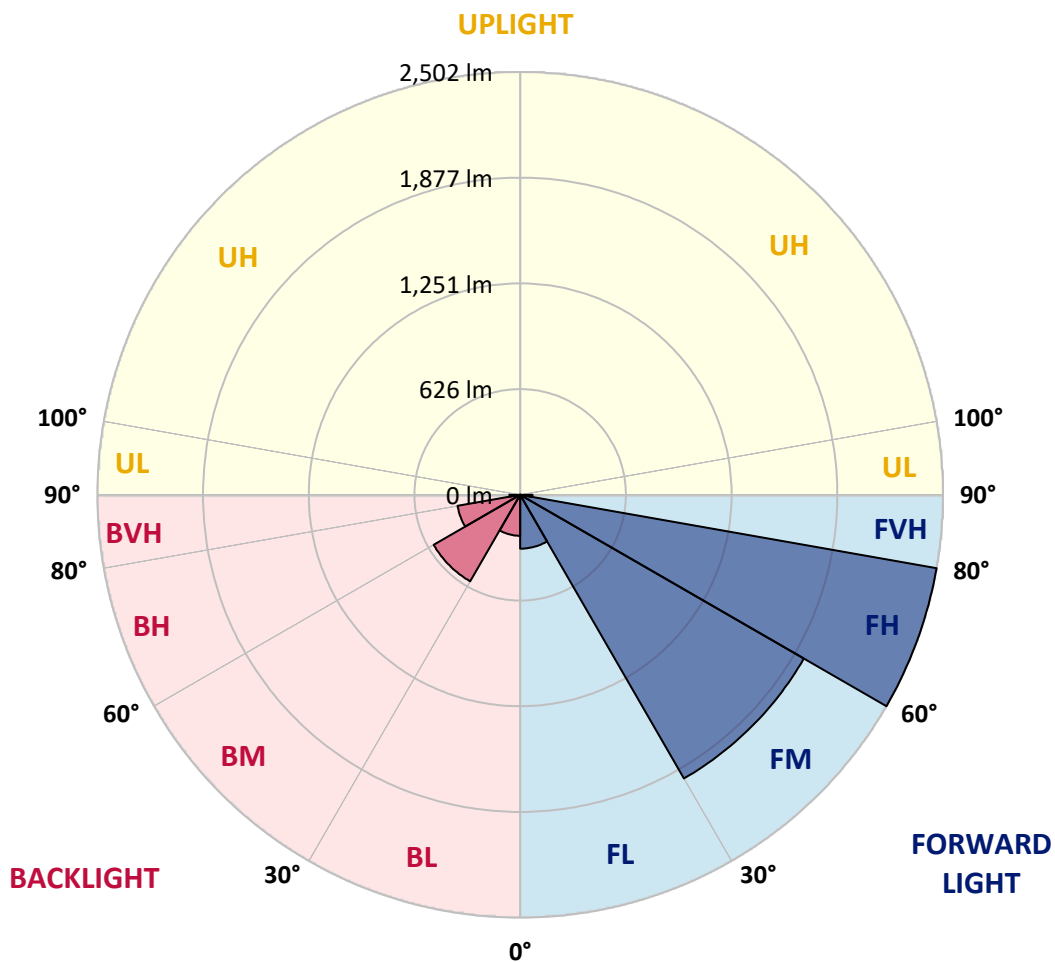
CATALOG NUMBER: GWC-AF-01-LED-E1-T4W-7030

LUMINAIRE CLASSIFICATION SYSTEM LUMEN TABLE AND BUG RATING:

Zone		Lumens	% Fixture	Zone Rating/Lumen Limit		
				B	U	G
FL	(0°-30°)	318.6	5.2			
FM	(30°-60°)	1938.0	31.7			
FH	(60°-80°)	2502.2	41.0			G2/5000
FVH	(80°-90°)	72.9	1.2			G1/100
BL	(0°-30°)	242.5	4.0	B1/500		
BM	(30°-60°)	591.2	9.7	B1/1000		
BH	(60°-80°)	376.2	6.2	B1/500		G1/500
BVH	(80°-90°)	63.7	1.0			G1/100
UL	(90°-100°)	0.0	0.0		U0/0	
UH	(100°-180°)	0.0	0.0		U0/0	

BUG Rating: B1-U0-G2

Type IV Short





REPORT NUMBER: P200055

CATALOG NUMBER: GWC-AF-01-LED-E1-T4W-7030

CANDELA DISTRIBUTION (FULL):

	0°	5°	15°	25°	35°	45°	47°	55°	65°	75°	85°
0°	708.4	708.4	708.4	708.4	708.4	708.4	708.4	708.4	708.4	708.4	708.4
2.5°	749.9	748.5	747.9	746.8	745.2	737.8	736.3	731.0	723.6	715.8	707.8
5°	799.3	799.0	795.7	789.8	780.3	763.9	760.1	747.0	729.6	712.6	695.7
7.5°	842.7	839.9	833.7	821.8	805.2	783.0	777.6	759.5	735.5	712.3	689.4
10°	874.5	873.0	859.4	842.9	821.3	796.6	790.4	770.2	743.7	714.3	685.8
12.5°	892.5	889.6	873.8	854.3	828.4	804.3	798.1	777.6	747.9	714.3	680.8
15°	891.3	889.3	873.5	852.2	826.0	804.9	799.3	778.8	747.0	711.4	674.2
17.5°	867.6	868.5	855.2	834.0	812.7	796.6	791.6	772.6	741.1	705.5	666.5
20°	826.0	830.2	821.3	802.6	790.7	779.7	776.4	760.5	731.9	696.8	658.2
22.5°	784.5	788.3	784.7	768.9	767.2	760.7	759.0	747.4	723.9	691.5	653.2
25°	753.9	757.3	756.8	743.2	748.5	748.2	746.8	741.1	722.1	691.5	654.0
27.5°	745.5	746.8	745.5	733.0	740.4	746.5	745.2	744.4	727.4	700.2	665.4
30°	774.1	772.3	763.0	737.8	744.6	753.1	751.8	752.4	743.5	722.6	690.6
32.5°	887.8	879.7	850.7	779.7	761.5	766.0	766.7	776.4	777.9	757.3	729.9
35°	1058.0	1049.1	1011.4	892.0	814.2	798.6	798.6	813.6	822.5	807.3	790.7
37.5°	1238.4	1228.5	1208.3	1047.6	924.7	855.5	854.0	864.4	877.2	880.7	884.9
40°	1443.4	1432.8	1438.5	1222.3	1078.8	953.8	932.6	925.2	959.8	982.6	1015.9
42.5°	1667.6	1662.8	1664.9	1416.9	1254.4	1100.8	1070.7	1032.5	1074.0	1114.8	1184.6
45°	1875.1	1879.3	1877.2	1625.0	1449.8	1280.2	1248.4	1174.2	1214.9	1284.7	1398.4
47.5°	2057.0	2039.8	2066.4	1852.6	1668.7	1481.0	1441.7	1342.2	1383.5	1469.7	1662.2
50°	2277.6	2275.3	2236.0	2156.1	1933.4	1682.7	1631.2	1516.1	1580.2	1699.8	1994.5
52.5°	2509.5	2466.5	2430.6	2392.2	2214.0	1889.4	1826.5	1689.2	1811.3	1961.9	2399.7
55°	2557.1	2537.9	2582.4	2646.8	2484.7	2104.2	2030.8	1906.3	2071.4	2261.3	2867.0
57.5°	2658.8	2658.4	2750.5	2865.5	2763.2	2332.0	2258.1	2168.6	2364.1	2604.4	3363.0
60°	2727.3	2746.7	2917.8	3140.7	3036.9	2595.1	2527.1	2471.3	2696.7	2987.8	3825.1
62.5°	2763.2	2789.4	3022.8	3252.4	3423.5	3033.2	2965.3	2884.8	3137.0	3408.5	4095.5
65°	2613.9	2665.3	3006.5	3349.1	3762.3	3743.4	3712.8	3571.4	3687.3	3740.8	3997.7
67.5°	2200.4	2252.9	2650.4	3258.9	4004.0	4428.4	4435.0	4193.5	4025.9	3769.3	3361.2
70°	1567.8	1609.1	1937.8	2732.3	3819.8	4876.0	4898.3	4480.0	3958.6	3342.8	2348.3
72.5°	744.4	769.6	1080.9	1778.3	3031.2	4467.6	4510.7	4114.1	3366.0	2474.8	1281.1
75°	273.5	281.3	365.4	756.5	1758.1	3294.7	3345.4	2949.2	2231.3	1232.1	488.1
77.5°	164.0	169.1	205.0	319.2	691.5	1883.2	1958.4	1603.9	975.1	458.6	240.1
80°	114.6	118.2	147.1	198.8	326.6	717.7	784.5	654.7	388.5	290.2	174.7
82.5°	77.6	79.3	103.4	134.3	217.1	256.3	276.5	291.0	262.0	215.9	110.8
85°	50.8	52.6	70.2	88.5	138.1	132.4	135.5	171.4	191.3	146.7	61.5
87.5°	29.1	30.3	42.2	47.2	67.7	56.2	56.7	90.2	122.4	98.9	37.4
90°	0.0	0.0	0.0	0.0	0.0	0.0	0.0	0.0	0.0	0.0	0.0



REPORT NUMBER: P200055

CATALOG NUMBER: GWC-AF-01-LED-E1-T4W-7030

CANDELA DISTRIBUTION (continued):

	90°	95°	105°	115°	125°	135°	145°	155°	165°	175°	180°
0°	708.4	708.4	708.4	708.4	708.4	708.4	708.4	708.4	708.4	708.4	708.4
2.5°	705.7	701.9	693.2	687.9	682.9	681.7	679.6	679.3	679.0	679.0	678.2
5°	690.0	683.4	670.1	662.6	656.4	655.9	655.5	657.0	657.6	658.2	657.3
7.5°	679.9	671.0	654.4	643.6	636.2	634.5	637.4	644.3	648.7	650.5	649.6
10°	673.7	662.6	643.3	631.7	625.5	624.6	628.6	636.6	645.7	649.3	649.0
12.5°	666.5	654.0	633.6	621.3	617.9	619.6	624.6	632.1	641.6	647.3	647.6
15°	659.4	644.8	623.8	613.1	611.7	613.9	618.7	624.3	631.7	637.4	638.1
17.5°	650.7	635.7	614.6	603.5	602.3	603.5	603.8	606.8	611.7	616.9	618.4
20°	641.6	626.2	604.2	593.2	587.9	583.1	577.8	578.3	579.8	585.2	586.2
22.5°	635.1	619.6	596.1	581.0	566.7	552.6	541.8	540.3	541.0	545.3	546.9
25°	635.7	619.3	594.1	567.9	536.7	513.8	499.7	497.2	496.9	500.2	502.3
27.5°	647.3	630.9	601.8	554.6	504.0	470.3	455.1	453.3	450.9	451.8	454.2
30°	673.0	658.0	620.5	541.0	468.7	427.4	411.7	409.9	406.7	405.2	406.9
32.5°	715.2	702.7	647.8	527.8	433.3	390.9	374.9	371.1	368.9	367.1	368.6
35°	785.3	780.0	684.4	513.5	402.2	362.6	348.1	342.2	339.2	342.5	344.8
37.5°	895.3	898.2	732.1	491.3	378.1	343.9	331.8	324.9	320.4	323.2	325.8
40°	1050.8	1052.9	785.0	459.8	357.3	333.0	319.9	313.7	307.4	302.6	302.4
42.5°	1255.3	1234.2	837.0	425.7	333.2	326.1	311.6	303.8	294.4	281.3	278.6
45°	1497.6	1423.6	876.6	386.4	306.3	317.8	302.4	291.7	276.9	262.6	261.1
47.5°	1776.9	1627.1	895.8	345.7	281.1	305.6	291.0	274.1	255.4	248.3	247.5
50°	2117.8	1868.7	905.1	306.3	259.1	289.6	274.8	254.9	239.1	237.6	236.8
52.5°	2506.1	2159.1	908.1	273.9	240.9	268.8	261.3	242.1	229.6	230.7	230.7
55°	2912.5	2459.1	867.6	250.4	224.3	247.5	252.5	237.0	226.6	231.4	233.2
57.5°	3285.4	2724.9	740.4	232.2	208.4	231.1	249.2	241.8	234.7	253.9	255.1
60°	3571.8	2882.0	553.1	215.9	196.8	225.4	257.9	259.9	261.6	307.7	314.0
62.5°	3631.8	2829.9	380.2	203.2	191.5	230.2	273.5	273.9	271.8	303.8	307.7
65°	3356.5	2499.2	276.5	196.0	187.2	238.8	287.0	280.7	267.0	291.4	284.3
67.5°	2665.6	1882.9	230.2	190.6	180.6	238.1	301.2	287.0	264.4	285.5	273.9
70°	1730.2	1138.5	205.0	186.3	172.8	226.9	309.5	286.4	256.6	265.5	251.9
72.5°	844.1	509.1	188.0	179.7	164.9	211.2	309.2	281.1	248.6	248.0	240.6
75°	330.3	233.2	172.5	169.9	151.3	193.4	300.9	273.2	239.1	229.6	226.9
77.5°	193.4	166.3	153.0	155.3	134.8	175.6	288.7	259.9	226.0	214.8	211.8
80°	140.8	124.4	130.3	134.3	115.3	157.8	272.4	243.5	211.5	217.1	212.9
82.5°	90.2	80.2	105.8	109.6	95.9	139.7	254.6	226.3	190.9	173.5	169.4
85°	46.0	50.8	78.6	83.5	74.0	114.6	232.8	203.4	167.8	144.3	146.7
87.5°	25.9	34.8	50.1	56.2	52.2	88.2	188.9	167.8	136.9	111.3	98.0
90°	0.0	0.0	0.0	0.0	0.0	0.0	0.0	0.0	0.0	0.0	0.0

(END OF REPORT)